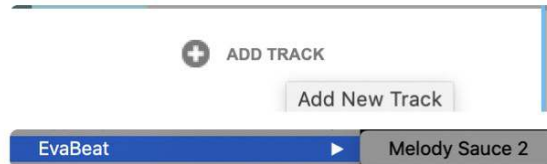




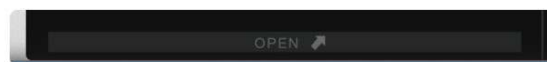
MELODY SAUCE 2

REASON 12 SET UP


In Reason 12, simply load Melody Sauce 2 as an instrument on its own track by clicking the Add Track button. Then selecting Evabeat > Melody Sauce 2 from the Instruments menu.



Then simply click the Open button when Melody Sauce 2 appears as an instrument.



The authorisation window will appear. Enter your license/serial key to authorise Melody Sauce 2 (this requires an internet connection). See Authorisation Guide for more details.



Make sure Melody Sauce 2 is in Instr mode and that your project is playing. We recommend looping playback for at least 8 bars so you can hear the whole melody. Note: A fast, long melody would be 8 bars long and a long, slow melody would be 16 bars long.

You are now ready to start generating melodies!