

OSC Toolkit

OSC Monitor

Port 7400 Filter Learn

```
/gyro 0.12 -0.34 0.67  
/gyro -0.78 0.21 -0.45  
/gyro 0.56 0.09 -0.72  
/gyro -0.11 0.64 0.38  
/gyro 0.73 -0.52 0.14  
/gyro -0.29 -0.83 0.47  
/gyro 0.31 0.58 -0.66  
/gyro -0.44 0.17 0.79  
/gyro 0.68 -0.27 -0.33  
/gyro -0.62 0.49 0.05  
/gyro 0.24 -0.71 0.53
```

Console Line 200
Print Rate 20.0 ms
 Show Address
Freeze
Clear

This Machine: 127.0.0.1

OSC Sender

Param Mode
Change
100 ms

0.00

Min Max
0.00 1.00

Address
/Live/param1

OSC Mod

Address	Learn	Arg	Min	Max	Exp	Interp.	Map
1 /Live/param1	▼	1	0.00	- 0.00	1.00	20.0 ms	<p>Display 1</p>
2 ...	▼	1	0.00	- 0.00	1.00	20.0 ms	
3 ...	▼	1	0.00	- 0.00	1.00	20.0 ms	
4 ...	▼	1	0.00	- 0.00	1.00	20.0 ms	
5 ...	▼	1	0.00	- 0.00	1.00	20.0 ms	
6 ...	▼	1	0.00	- 0.00	1.00	20.0 ms	
7 ...	▼	1	0.00	- 0.00	1.00	20.0 ms	
8 ...	▼	1	0.00	- 0.00	1.00	20.0 ms	

Port 7400

OSC Multi-Sender

Param	Min	Max	Value	Address
0.00	0.00	- 1.00	0.00	/Live/param1
0.00	0.00	- 1.00	0.00	/Live/param2
0.00	0.00	- 1.00	0.00	/Live/param3
0.00	0.00	- 1.00	0.00	/Live/param4
0.00	0.00	- 1.00	0.00	/Live/param5
0.00	0.00	- 1.00	0.00	/Live/param6
0.00	0.00	- 1.00	0.00	/Live/param7
0.00	0.00	- 1.00	0.00	/Live/param8

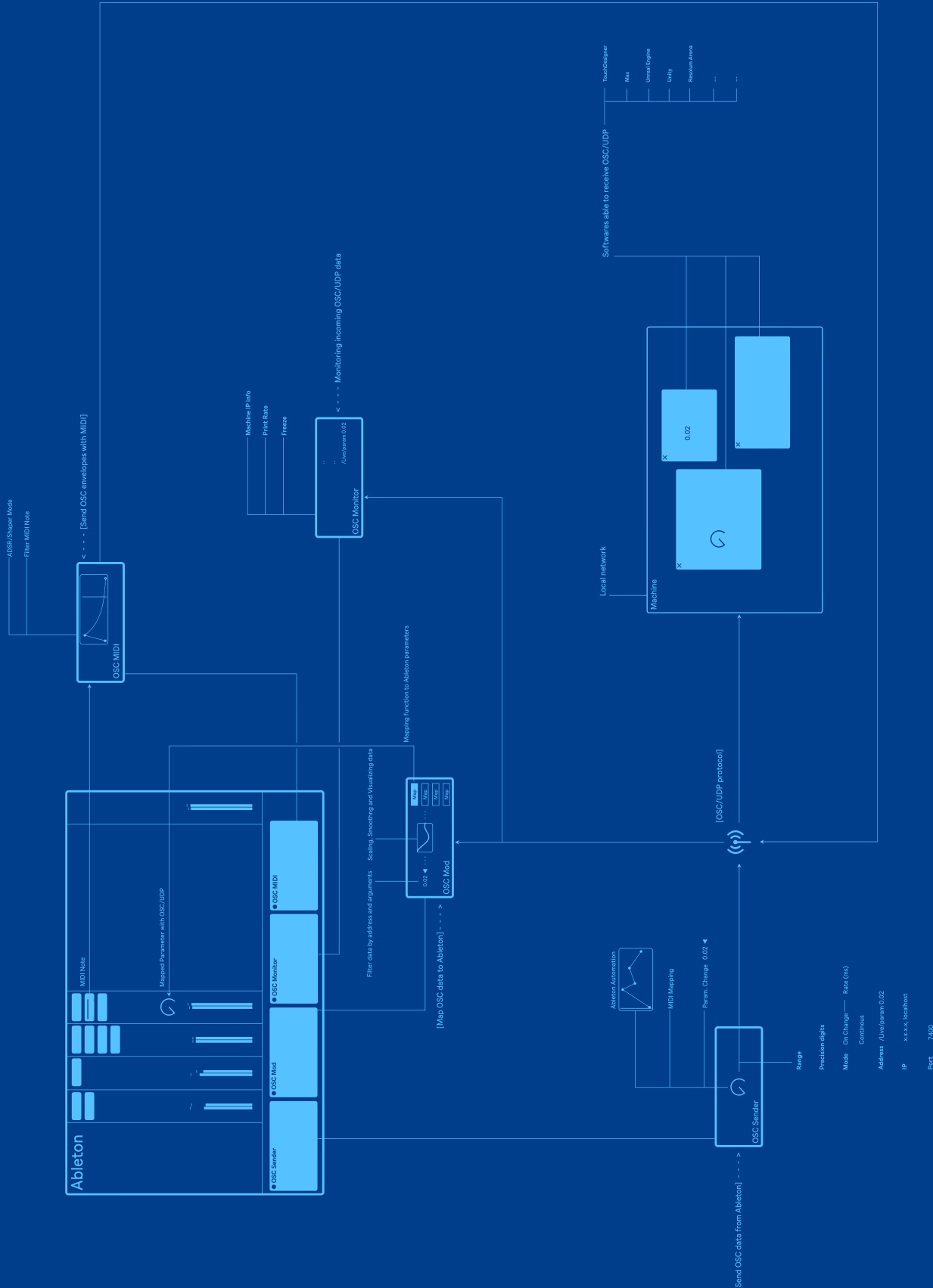
Mode Change
Rate 100 ms
Digits 3

Contents

Concept.....	3
Overview.....	4
OSC Sender.....	5
OSC Multi-Sender.....	6
OSC MIDI.....	7
OSC Mod.....	8
OSC Monitor.....	9
Troubleshooting.....	10
Minimum System Requirements.....	10

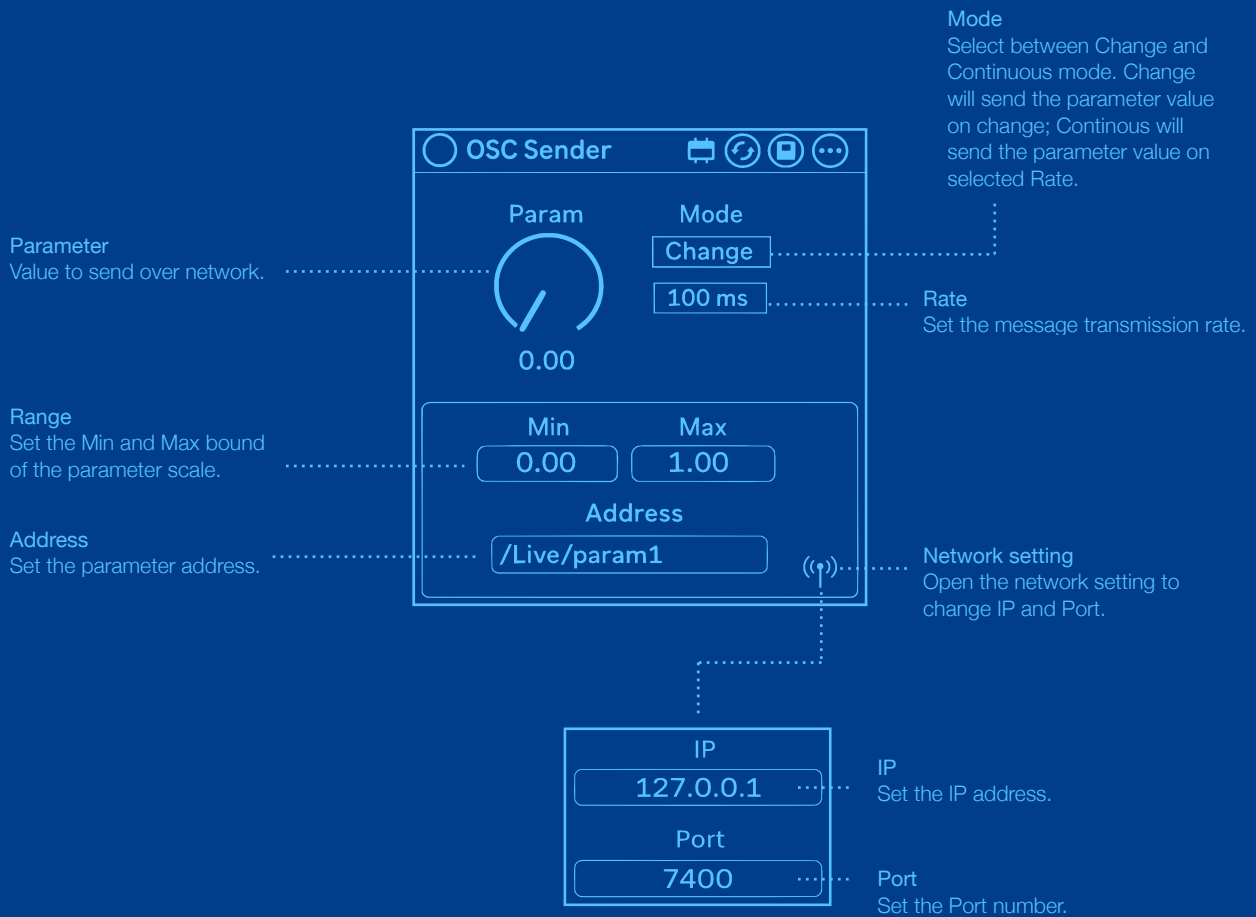
Overview

The following diagram shows how the devices operate and connect within a network environment.



OSC Sender

OSC Sender is a device used to send OSC/UDP messages over the network. These messages can be sent simply by adjusting the device parameter, through parameter automation, or via MIDI mapping. If you need to send multiple parameters simultaneously, you can duplicate the device or use OSC Multi-Sender, which will be explained in the following section.



OSC Multi-Sender

OSC Multi-Sender works similarly to OSC Sender, but allows multiple parameters to be controlled at once. It provides eight independent parameters that can be adjusted individually to send different OSC/UDP messages simultaneously.

The screenshot shows the OSC Multi-Sender application window. It features a table of eight parameters, each with a power button, a value input field, a range (Min-Max), a value display, and an address input field. On the right side, there are controls for Mode (Change/Continuous), Rate (100 ms), Digits (3), and a network settings icon.

Active parameter
Press to enable the parameter sender.

Parameters
Value to send over network.

Value
Visualize data value.

Adresses

Mode
Select between Change and Continuous mode. Change will send the parameter value on change; Continous will send the parameter value on selected Rate.

Rate
Set the message transmission rate.

Power	Param	Min	Max	Value	Address
<input type="radio"/>	0.00	0.00	- 1.00	0.00	/Live/param1
<input type="radio"/>	0.00	0.00	- 1.00	0.00	/Live/param2
<input type="radio"/>	0.00	0.00	- 1.00	0.00	/Live/param3
<input type="radio"/>	0.00	0.00	- 1.00	0.00	/Live/param4
<input type="radio"/>	0.00	0.00	- 1.00	0.00	/Live/param5
<input type="radio"/>	0.00	0.00	- 1.00	0.00	/Live/param6
<input type="radio"/>	0.00	0.00	- 1.00	0.00	/Live/param7
<input type="radio"/>	0.00	0.00	- 1.00	0.00	/Live/param8

Range
Set the Min and Max bound of the parameter scale.

Mode
Change

Rate
100 ms

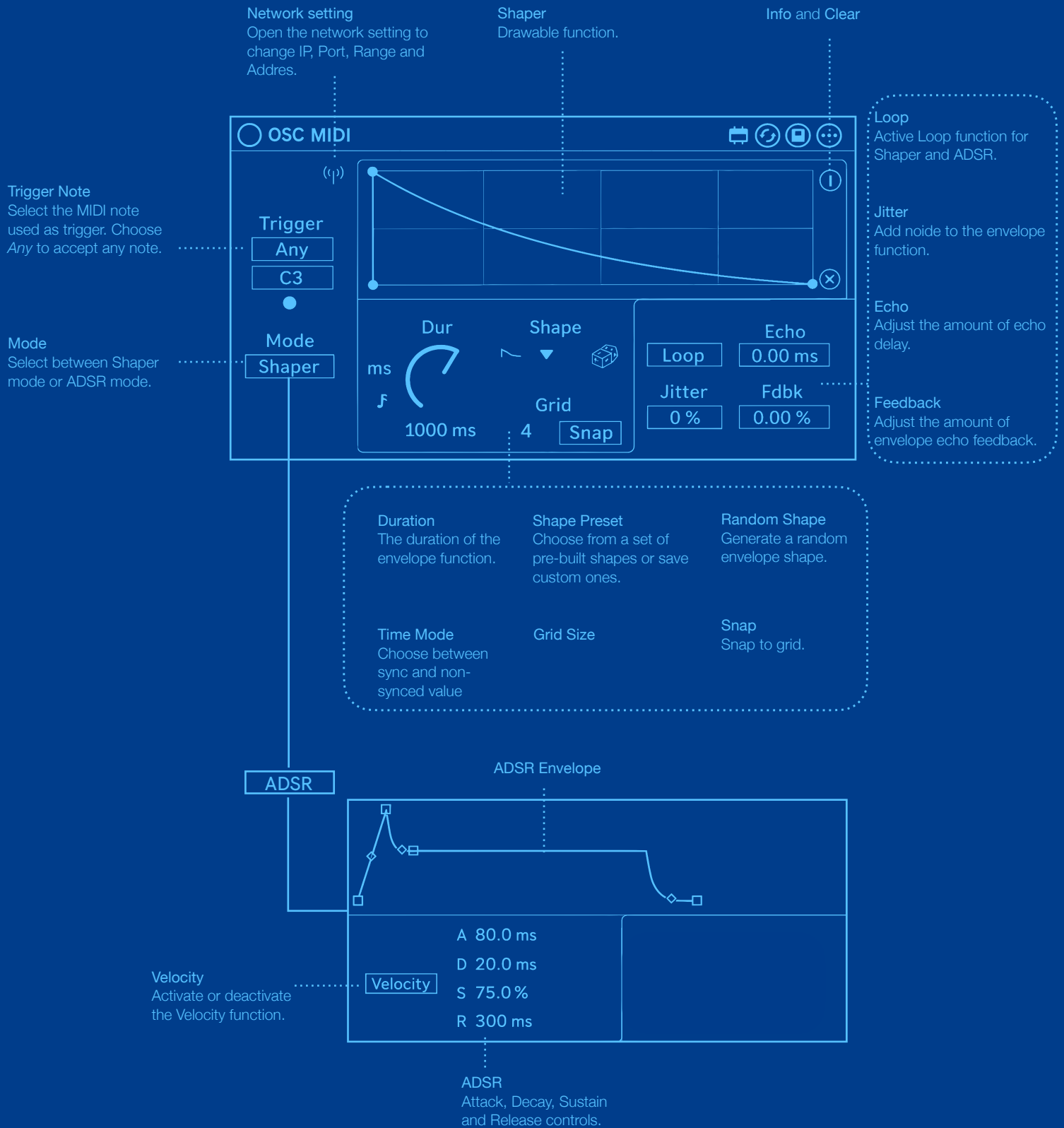
Digits
3

Network setting
Open the network setting to change IP and Port.

Digits
Set the float precision value.

OSC MIDI

OSC MIDI is a device that uses MIDI notes as triggers to generate modulation in the form of either a user-drawn envelope (Shaper) or a traditional ADSR envelope.



OSC Mod

OSC Mod is a device that receives OSC/UDP messages and allows their data to be mapped to parameters in Ableton Live.

Port
Set the Port number.

Address
Set the Address to filter OSC/UDP messages.

Learn
Automatic address detection process and populate the filter menu.

Interpolation
Set the time value for interpolation process.

OSC Mod
⏏ ↺ 🖨 ⋮

	Address	Learn	Arg	Min	Max	Exp	Interp.		Map
Port 7400	1 /Live/param1	▼	1	0.00	- 0.00	1.00	20.0 ms	<div style="border: 1px solid #ccc; padding: 5px; width: 100px; height: 100px; margin: 0 auto;"> <p style="font-size: 8px;">Display 1 ▼</p> </div>	<div style="border: 1px solid #ccc; padding: 5px;"> <p style="font-size: 8px;">Map</p> </div>
	2 ...	▼	1	0.00	- 0.00	1.00	20.0 ms		
	3 ...	▼	1	0.00	- 0.00	1.00	20.0 ms		
	4 ...	▼	1	0.00	- 0.00	1.00	20.0 ms		
	5 ...	▼	1	0.00	- 0.00	1.00	20.0 ms		
	6 ...	▼	1	0.00	- 0.00	1.00	20.0 ms		
	7 ...	▼	1	0.00	- 0.00	1.00	20.0 ms		
	8 ...	▼	1	0.00	- 0.00	1.00	20.0 ms		

Network setting
Open the network settings to view the IP address of this machine.

Arg
Select the index of argument's data.

Range
Set the lower and upper bound of incoming data.

Exp
Exponential factor.

Data visualizer
Data selector
Select data to visualize on scope.

Map
Map selected data to Ableton parameters.

1 ▼	Map	Mod	±	50 %
1 ▼	Map	Mod	±	50 %
1 ▼	Map	Mod	±	50 %
1 ▼	Map	Mod	±	50 %
1 ▼	Map	Mod	±	50 %
1 ▼	Map	Mod	±	50 %

OSC Monitor

OSC Monitor is a device used to monitor messages received on a specific port.

Port
Set the Port number.

Address Filter
Set the address to filter OSC/UDP messages.

Learn
Automatic address detection process and populate the filter menu.

Console Line
Set the max console lines stored.

Print Rate
Set the rate of message printing on the console.

Show Address
Click here to show the address of messages on console.

Freeze
Stop printing on the console.

Clear
Clear the console.

Console
Double-click to open.

IP
Current IP of this machine.

Tab

OSC Monitor

Port 7400 Filter Learn

```

/gyro 0.12 -0.34 0.67
/gyro -0.78 0.21 -0.45
/gyro 0.56 0.09 -0.72
/gyro -0.11 0.64 0.38
/gyro 0.73 -0.52 0.14
/gyro -0.29 -0.83 0.47
/gyro 0.31 0.58 -0.66
/gyro -0.44 0.17 0.79
/gyro 0.68 -0.27 -0.33
/gyro -0.62 0.49 0.05
/gyro 0.24 -0.71 0.53
    
```

Console Line 200

Print Rate 20.0 ms

Show Address

Freeze

Clear

This Machine: 127.0.0.1

Argument
Select the argument's index of data.

Visualize Data

Range
Automatic range mode for scope and Reset.

Manual Range

Scope
Visualize data.

Update
Update interval for scope and Time window.

Arg 1 0.76

Range Auto (R)

Min 0.00

Max 1.00

Update 16.0 ms

Time 1.00 s

1.00

0.00

Troubleshooting

Ableton crash when a device is opened (Win, Mac)

Make sure Ableton is using the latest version of Max. Follow these steps to use the latest version
<https://help.ableton.com/hc/en-us/articles/209070309>

The device appears incorrectly (Win, Mac)

Make sure Ableton is using the latest version of Max. Follow these steps to use the latest version
<https://help.ableton.com/hc/en-us/articles/209070309>

Minimum System Requirements

Mac

- Intel® Core™2 Duo processor. Intel® Core™ i5 processor or faster recommended (it works with M1 and others following)
- 4 GB RAM (8 GB or more recommended)
- 1280x800 display resolution
- Core Audio compliant audio interface recommended

Windows

- 64-bit Intel® (Intel® Core™ i5 processor or faster recommended) or AMD multi-core processor.
- 4 GB RAM (8 GB or more recommended)
- 1366x768 display resolution
- ASIO compatible audio hardware for Link support (also recommended for optimal audio performance)